



3395—89

12—89/995

3395—89

Ball and roller bearings.
Types and constructional varieties

3395—89

41 0000

01.01.81

1.

-

2.

-

.	.	
---	---	--

t
tv

0.

3395—8»

0000		8338	
			70 %
800		23179	
50000	.		
			2893

661

			WO		7242	70%
	DPT»	i	80000			

3395

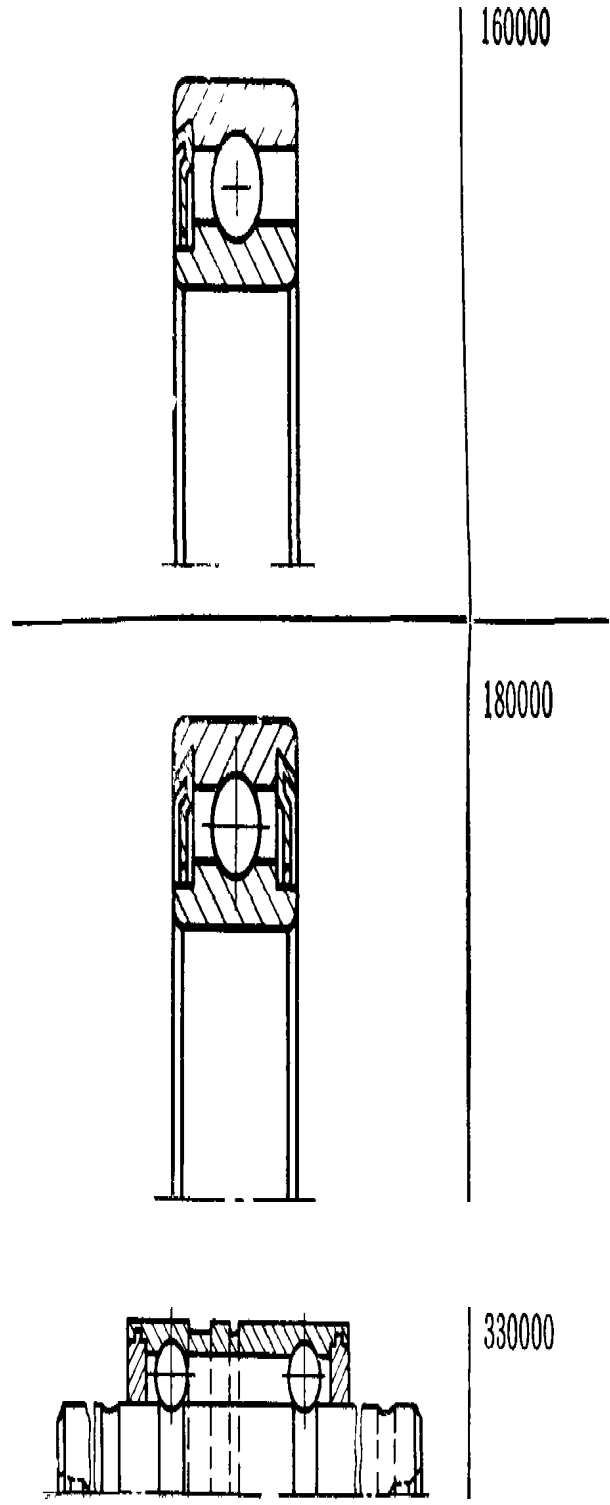
.....

9592

70 /

2893

ft



8882 704)

1
ft

24850

03

«-

·
·

»
·

·


·
·

»


·
·
·

0

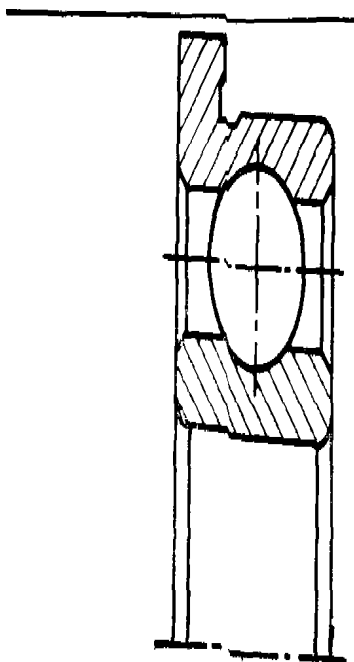
»



780000



780000K



0840000

|

(


10058

70%

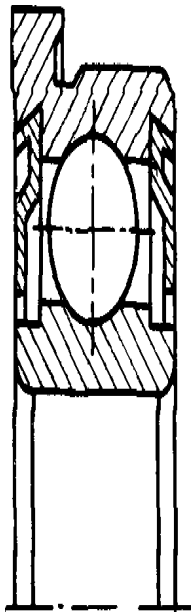
68-... S688

Эскиз

Обозначение подшипника



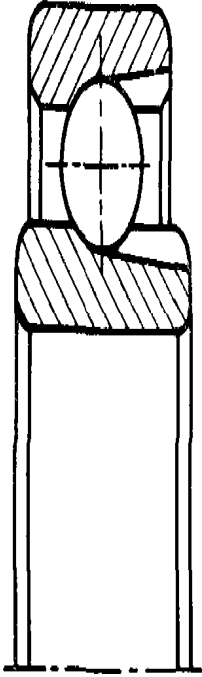
860000



880000


1

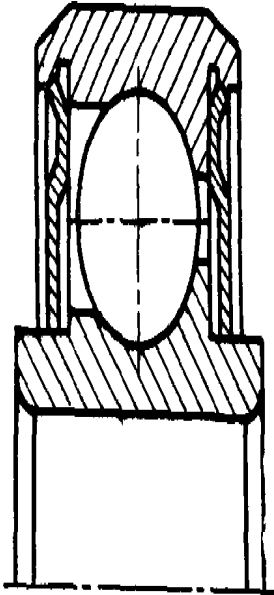
701



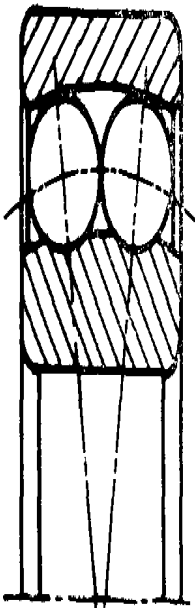
900000

9592





1.



9592

5720

()
(),
11000

68—sees

971000

·
·

·
·
·

9592

·
·

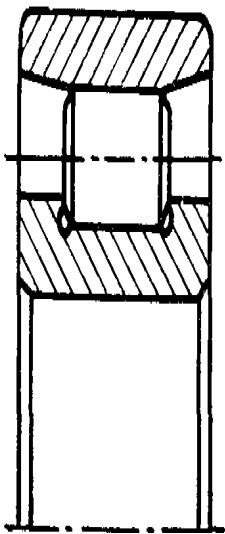
·
·

68—sees 130J si

W
*

JIKH3

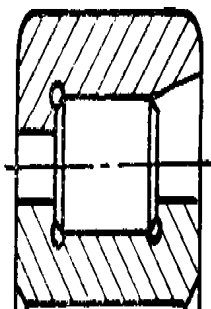
2,



2000

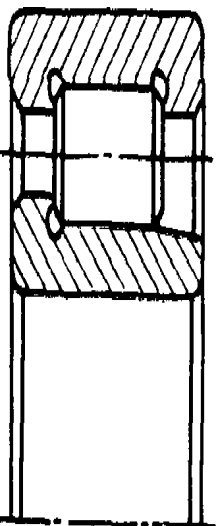

8328

()



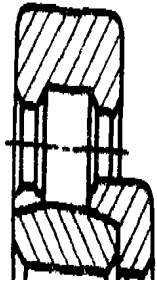
**

32000



8328;
18572

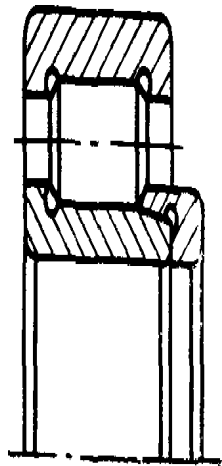
(
)



52000

8328;
18572

(
)



8328

(
)

62000

92000

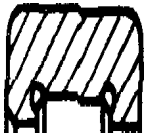
x o o j

7

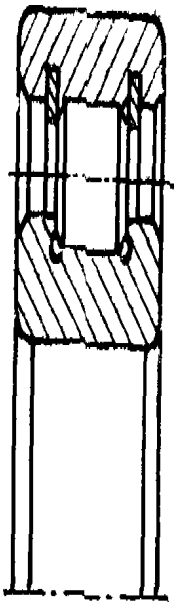
&

16

3395—89



Jt



(

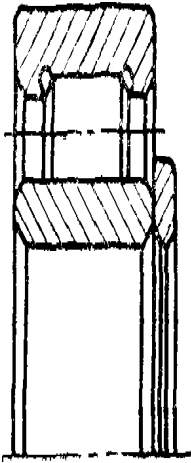
*

62000 *

92000


8328

^



* 18572

*

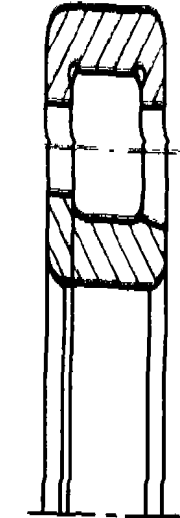



* 7634

*

Sim

ЭСКНЭ



Ota- & adman-	» - - .		
182001)	- - .		. . - .
232000	mv	18522	- .

5

3395

7634

0
09
09
01

		Λ Λ 1 %			
		29%		537?	
		38%		18572	

20

3395



Λ *

1

PM

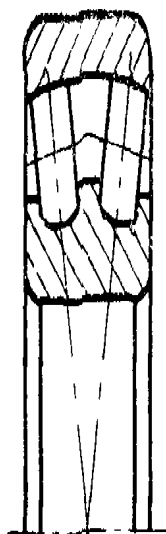
.	.	.
---	---	---

. 7634 .
.

| 5377 .
.

Обозначение подшипника	Наименование конструктивного исполнения подшипника	Обозначение стандарта
------------------------	--	-----------------------

3.

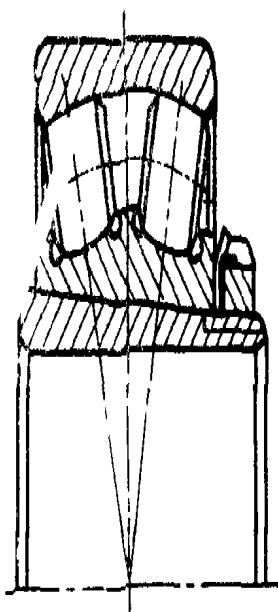


[5721

25 %

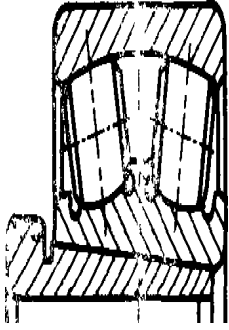
()

()

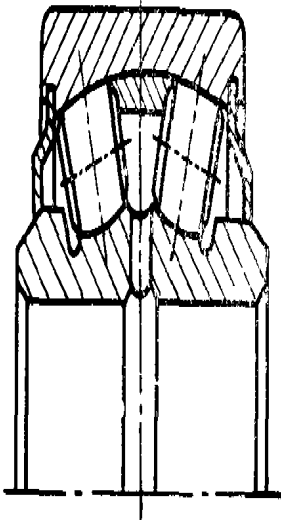


- 8545

				.	.		
				23000			.
	**»						.
	1*					()	.
	1					()	.
							.
				53000	.	24696	.
	∖	// 1			.		.
	11	U 1 1			.		.
	{. v, IV				.	()	.
	1 ₁	1			.	()	.
	L				.	73000	.



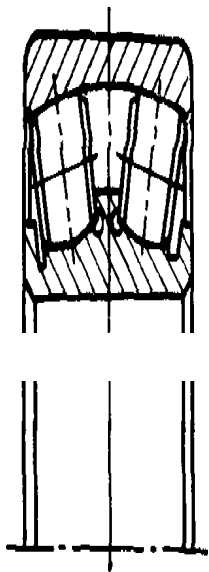
1



()
()

73000

- 25%



113000

- конусно-
- стью
1 12

ГОСТ 5721

4113000

конусно-
стью
1 30

()

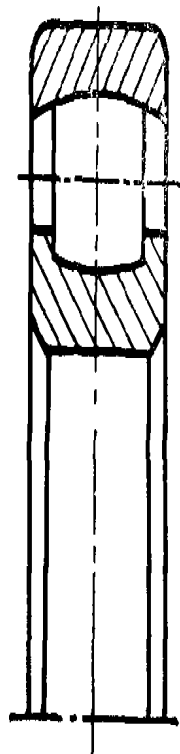
()

123000

2

)

()



%

-

246%

W
W

:12

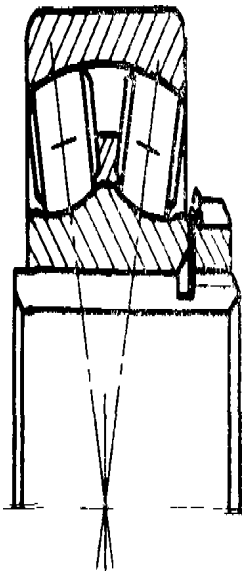
05
(D

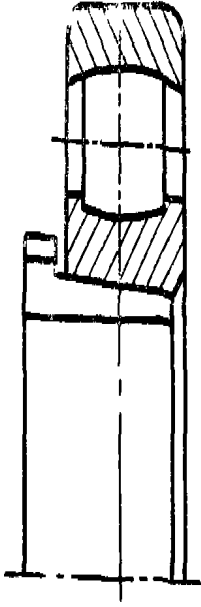
4153000

1-30

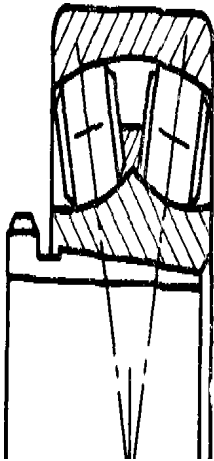
Обозначение
стандарта

323000			
353000		24696	







723000

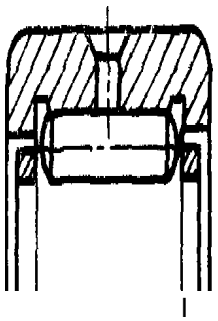
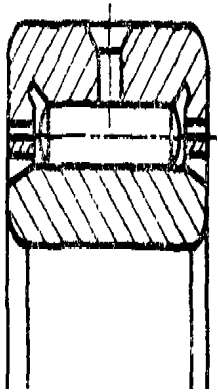


246%

4.


	24000		4657	
	74900			

bw




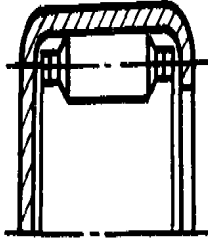
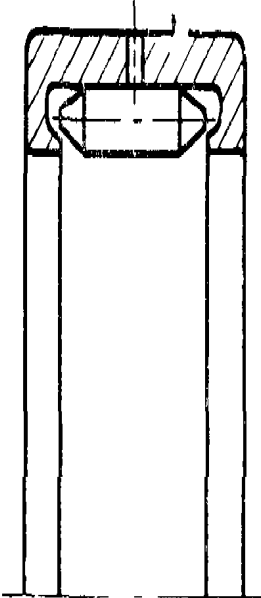
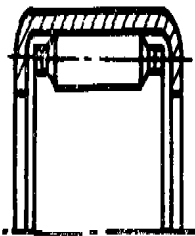
4657

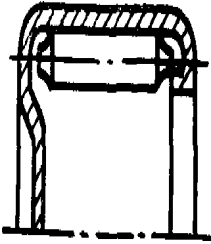
344000



4657



	ВК...	С одним наружным штампованным кольцом	4060	(D (
	НК... 94./...			
	СК...			

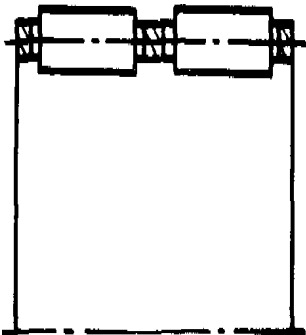


НД...



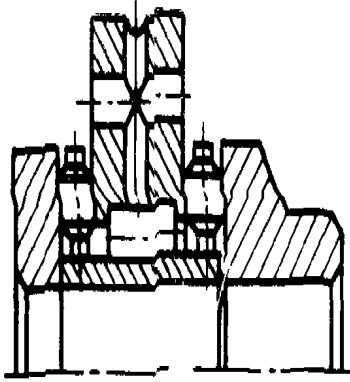
К...

24310

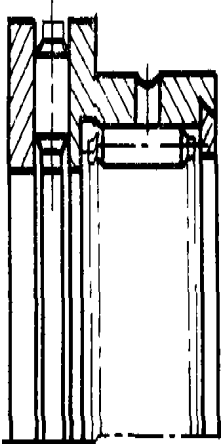


<

Эскиз	Обозначение подшипника	Наименование конструктивного исполнения подшипника	Обозначение стандарта	Примечание
-------	------------------------	--	-----------------------	------------

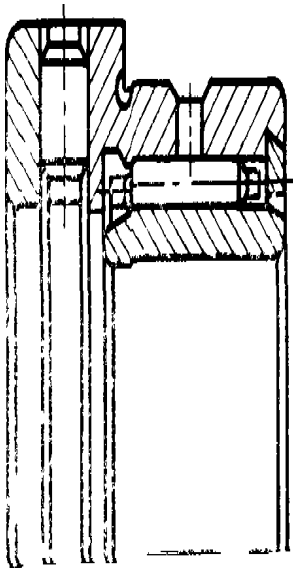


26290



584000

20531



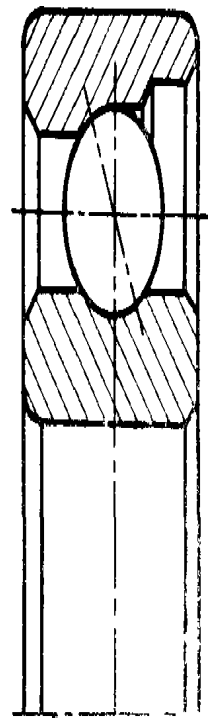
(
8)

09
09

<

00

6,



$=12^\circ$

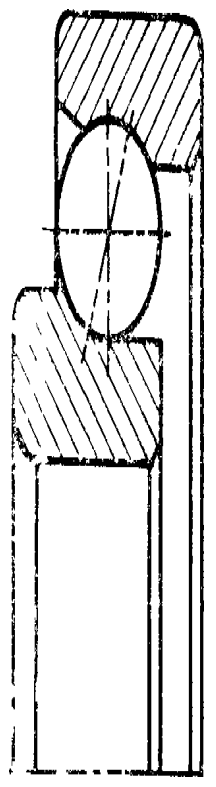
831

30 %

6000

«


()



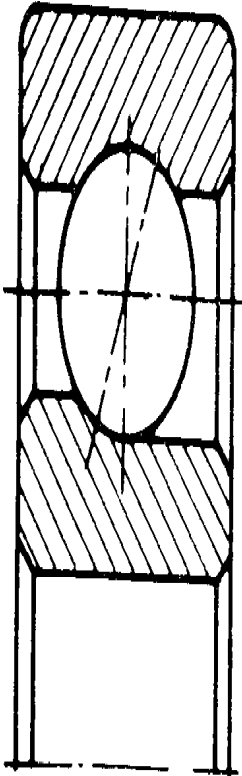
$=40^\circ$

-
-
-

(5, ,



36000	-	2°	831	1 0 X X	- 701 -
		N5°		a 1 1 0 0° >>» a X0	- 751 -
46000		=26°		X 3 *0 S X So	- 1501 -
66000		=36°		0 IS X X IS	- 200 % -



$\alpha = 12^\circ$

$\alpha = 15^\circ$

«=26®»

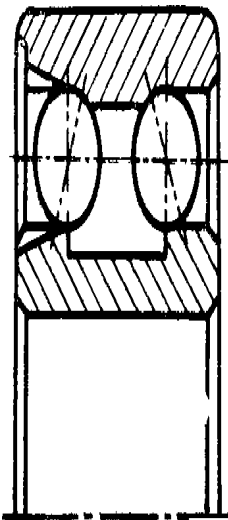
с углом
контакта
 $\alpha = 36^\circ$

831

36000 7,
46000

76000

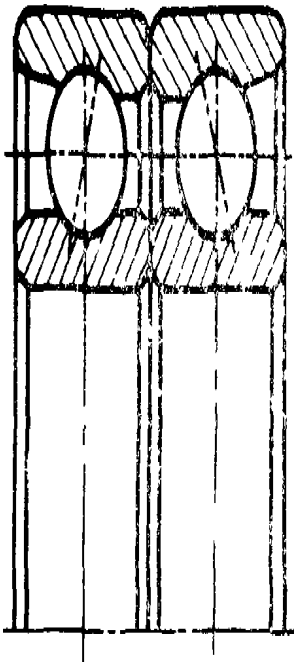
=



4252

		III	116000		8995	70%
	PIP4 !**m	I				
		1	126000			
	jj	UJr4				
	« i »* kJi		1/6000			

832

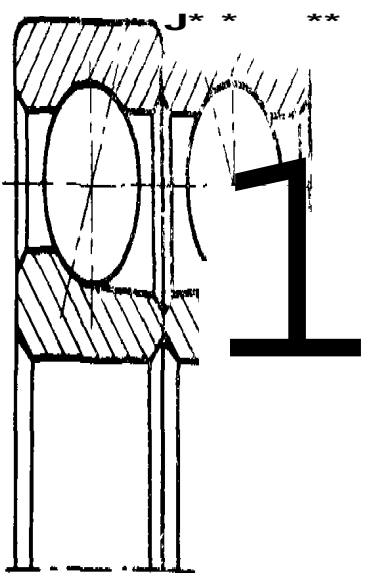


=12°

=26°



=36°

336000,
336000K, 346000 и
366000.

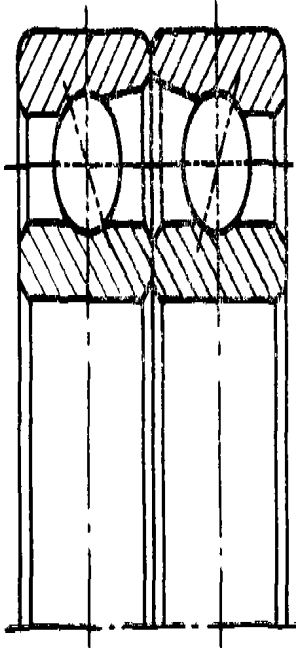


J* * ** «mk

=15°



.		
---	--	--

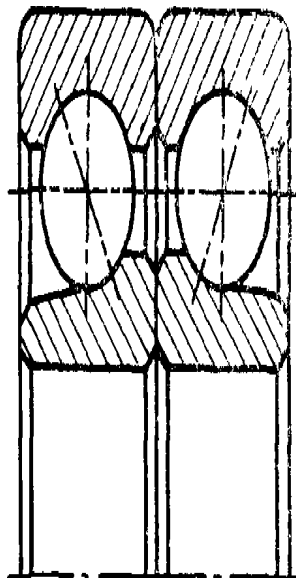


832

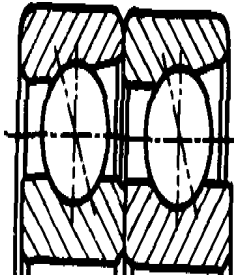
2°

=26°

-36°

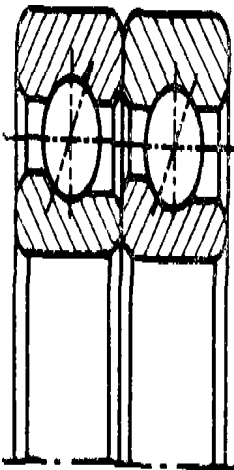


=15°



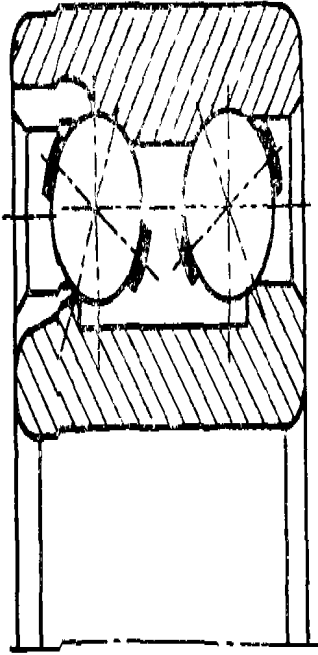
436000			
446000		=26°	
466000		=36°	

Примечание

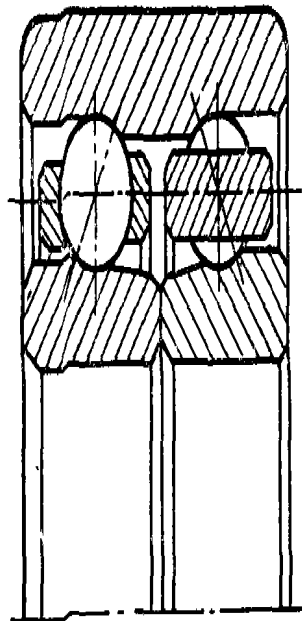


=15°

3056000

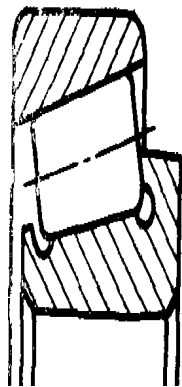


3086000



Обозначение подшипника	Наименование конструктивного исполнения подшипника	Обозначение стандарта	Примечание
------------------------	--	-----------------------	------------

7,



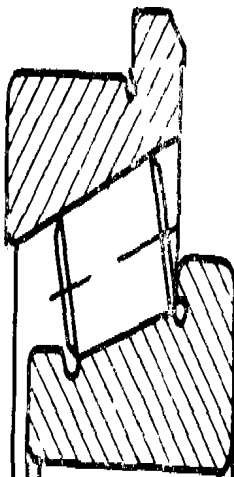
333

>20°

27365

27000

>20°



1

W
W
«

00

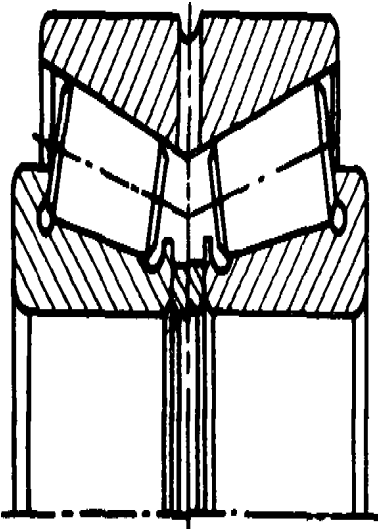

Q

01

01

77000

8419



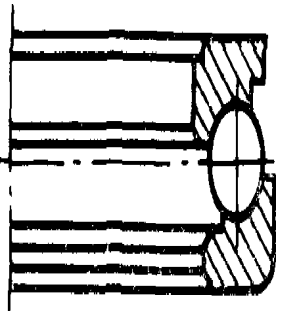
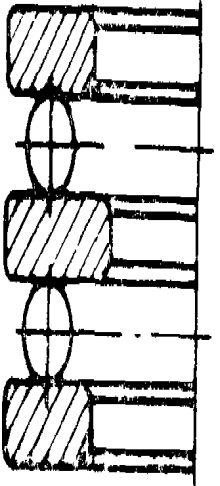
77000

97000A

8,

	8000	Упорные одинарные	ГОСТ 6874
	18000	Упорные одинарные со свободным самоустанав- ливающимся и подклад- ным кольцами	1

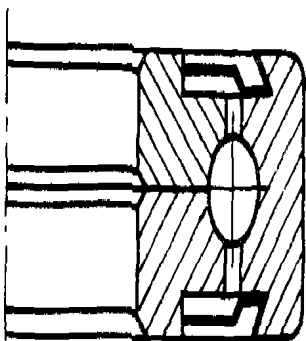
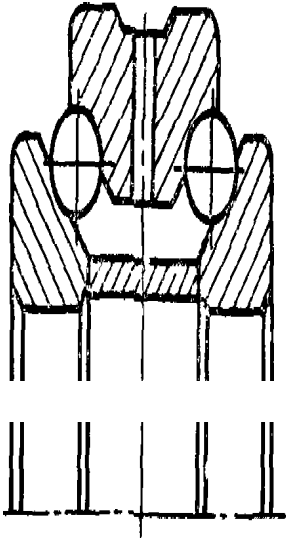
TM



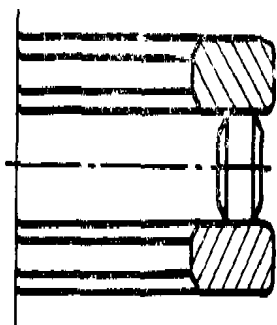
[1 1 -

20821

60°

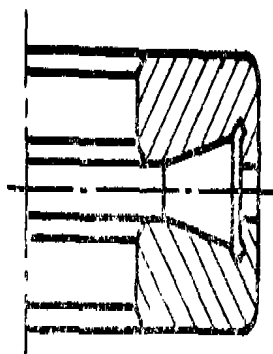


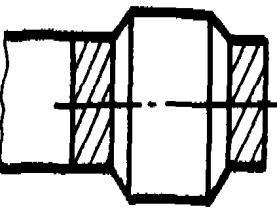
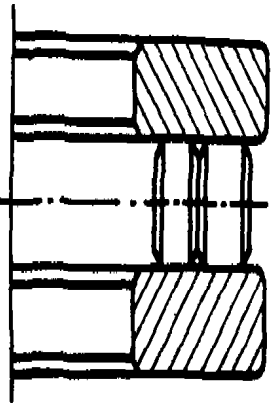
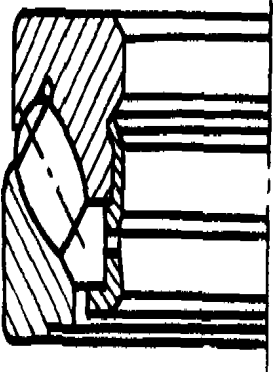
9.



23526

27057





	23526	
* *		* *

· ·

26676

· ·

· ·

			26676	
	· ·			

1.

. . () , . .

2.

21.12.89 3925

3.

— 1994 .
— 5 .

4.

3395—75

5.

	,		,
333—79	2	8882—75	2
831—75	2	8995—75	2
832—78	2	9592—75	2
2893—82	2	9942—80	2
4060—78	2	10058—90	2
4252—75	2	18572—81	2
4657—82	2	20531—75	2
5377—79	2	20821—75	2
5720—75	2	23179—78	2
5721—75	2	23526-79	2
6364—78	2	24310—80	2
7872—89	2	24696—81	2
7242—81	2	24850—81	2
7634—75	2	26290—84	2
8328—75	2	26676—85	2
8338—75	2	27057—86	2
8419—75	2	27365—87	2
8545—75	2		

,

23 01 90	*	23 03 90 3 5	3,63 31000	2 5 15
«		»		121557
			,	3 ,256. 193